



## Application Instructions




**STEP 1:** Remove part of paper liner covering splice tape K.0708.0.



**STEP 2:** Place splice tape onto one pre-cut tape using reference line



**STEP 3:** Remove second part of paper liner covering splice tape.



**STEP 4:** Now match second pre-cut tape onto splice tape using reference line.




**STEP 5:** Remove reference liner from splice tape.



**STEP 6:** Fold down remaining splice tape around carrier tape.



**STEP 1:** Remove paper liner from yellow part of splice tape K.0608.0.



**STEP 2:** Adhere splice tape to 2 pieces of pre-cut tape



**STEP 3:** Remove last paper liner and fold remaining splice tape around carrier tape.