


# Application Instructions




**STEP 1:** Remove top part of paper liner from splice tape.




**STEP 2:** Place splice tape on first pre-cut radial tape.




**STEP 3:** Place second pre-cut tape onto splice tape.




**STEP 4:** Remove bottom part of paper liner and fold splice tape over carrier tape.




**STEP 5:** Press bottom part of splice tape onto back of carrier tape.



**TOP VIEW OF:** 3 hole splice tape #K.0100.0



**BOTTOM VIEW OF:** 3 hole splice tape #K.0100.0



**VIEW OF:** #K.BRS.AI